


Welcome to Reception's Curriculum Evening

September 2023



Staff in Reception

Mrs Dalton (Monday- Wednesday)

Mrs Georghiou (Thursday & Friday)

Mrs Hart- HLTA to cover PPA

Mrs Hart to support- Monday - Thursday morning.

Mrs Walsh- Thursday PM

Miss Walker- Friday

What is the EYFS?

7 areas of learning and development

In Reception, the curriculum is based around the children's areas of development. These are broken into the 'prime' and the 'specific'.

Prime

- ▶ Personal, Social and Emotional Development
- ▶ Communication and Language
- ▶ Physical Development

Specific

- ▶ Literacy
- ▶ Maths
- ▶ Understanding the World
- ▶ Expressive Arts and Design

Communication and Language

This area of learning involves giving the children opportunities to experience a rich language environment. We will develop our..

- Listening Skills
- Questioning Skills
- Following Instructions
- Speaking using the correct tenses



Physical

This area of learning involves providing opportunities for young children to be active and interactive; and to develop their co-ordination, control, and movement. It is split into two areas which are **gross motor skills** and **fine motor skills**.

Reception PE is every Monday morning. Children should come to school in their PE kit on this day. Please ensure all kit is labelled. We will start PE next Monday.

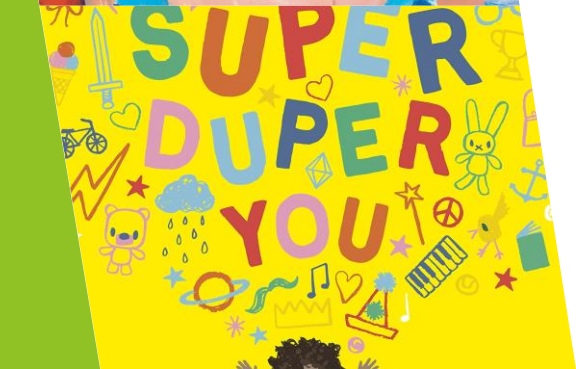




Personal, Social and Emotional Development

As part of PSED the children will learn to...

- ▶ Form positive relationships and develop respect for others
- ▶ to develop social skills and learn how to manage their feelings
- ▶ to understand appropriate behaviour in groups; and to have confidence in their own abilities.
- ▶ It also focuses on teaching children how to look after their bodies including healthy eating and managing personal needs.






Literacy

- ▶ This area is split into comprehension, word reading and writing.
- ▶ Activities are usually focused around a key text linked to our topic/ interests.
- ▶ Children will use their phonics to help them learn to read and write sentences.
- ▶ The children are also taught handwriting.

Maths

This area involves providing opportunities for the children to develop understanding of

- ▶ Composition of numbers to 10.
- ▶ Subitise
- ▶ Number recognition
- ▶ Ordering numbers
- ▶ Adding and subtracting
- ▶ Solving problems.
- ▶ Recognise patterns in the counting system
- ▶ Compare quantities
- ▶ Learn odds and evens and double facts.



Understanding The World

This area enables children to learn about past and present events. It also explores the world around us making observations and looking at similarities and differences between countries.

This term we will be learning about the season of the Autumn. We will enjoy a walk to the local park to find plenty of autumn treasures.



Expressive Arts and Design

This area involves enabling children to explore and play with a wide range of media and materials, as well as providing opportunities and encouragement for sharing their thoughts, ideas and feelings through a variety of activities in art, music, movement, dance, role-play, and design and technology.

Mr Rickson comes to teach music in school every Wednesday morning.



Monitoring Process

Each of the 7 areas of learning has its own set of Early Learning Goals which determine what most children are expected to achieve by the end of Reception Class.

The children will either be emerging or expected.
Please note there is no longer an exceeding judgement.

RE

Our Class Saint is St David- 1st March

The way, the Truth and the Life is broken into half termly topics which include..

Autumn 1:God's World

Autumn 2:God's Family

Spring 1:Getting to know Jesus

Spring 2: Joy and Sorrow

Summer 1: New Life

Summer 2: The Church

Mass: Reception will attend Mass. They will also have a service where they are introduced by their Y6 buddy on Friday 20th October.

They will also lead their own Mass in July in Church.

The children also lead their own Nativity in December. Date to be confirmed!

Tapestry

- ▶ Enables parents to view observations of your child's learning in school.
- ▶ Parents can respond to observations and their responses are automatically stored in your child's learning journey.
- ▶ Will now be used by practitioners to record wow moments.
- ▶ Parents can submit their own photos and videos that are approved by teaching staff before being entered into the child's learning journey.

Date for your Diary

Parents evening will take place on **Monday 23rd and Thursday 26th October.** This is an opportunity for you to meet with your child's class teachers to discuss how they have settled in and things they can work on at home.



Reception Baseline

- Short interactive assessment of early Literacy, Communication, Language and Maths skills.
- Takes approximately 20 minutes.
- They have been taking place this week.
- It will measure progress between the start of Reception and the end of Year 6.
- The data will not be shared and will only be accessed by the DFE.

A Typical Day in Reception

- ▶ 8.45- 9.10- Children register and collective worship.
- ▶ 9.10- Phonics.
- ▶ 9.40- Literacy Activities- Drawing Club.
- ▶ 10.45- Break Time.
- ▶ 11.00- Maths Activities.
- ▶ 12.00- Lunchtime.
- ▶ 1.05- Topic/ RE.
- ▶ 2:55- Story time/ Tapestry Time.
- ▶ 3.15- Home time.

Children have access to the continuous provision both indoors and outdoors when they are not completing an adult directed activity. This is often enhanced to meet the needs and interests of the children.

Phonics



Phonics Scheme

Essential Letters and Sounds (ELS) is our chosen phonics program. It teaches children to read by identifying the phonemes (smallest unit of sound) and graphemes (written version of the sound) within words and using these to read words. Children experience the joy of books and language whilst rapidly acquiring the skills they need to become fluent independent readers and writers.

How do we teach phonics...

- ▶ Daily Phonics sessions- these will start next week
- ▶ Phonics throughout the day to review new sounds & graphemes taught
- ▶ Lots of opportunities for oral blending- c/oa/t
- ▶ Main focus is on word recognition. However, new vocabulary is also given and explained in every lesson.
- ▶ Opportunities for writing- new grapheme, words and sentences.

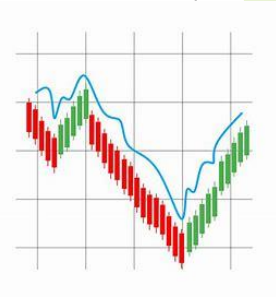
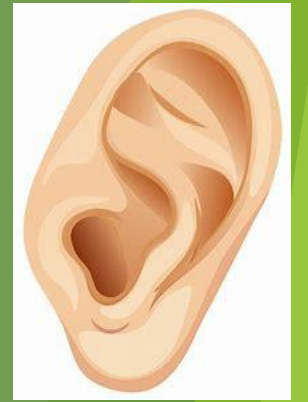
Phonics

Phoneme: the smallest single identifiable sound in a word. For example, in the word 'cat' there are three phonemes c/a/t.

Grapheme: the written representation of a sound.

Digraph: two letters making one sound. For example, /sh/ in the word 'shop'.

Trigraph: three letters making one sound. For example, /igh/ in the word 'night'.



Blending

Recognising the letter sounds in a written word, for example

c-u-p

and merging or 'blending' them in the order in which they are written to pronounce the word 'cup'.

Segmenting

- ▶ 'Chopping Up' the word to spell it out
- ▶ The opposite of blending
- ▶ Identifying the individual sounds in a spoken word e.g. Jam j-a-m.

Harder to read words

- ▶ Words that are not phonetically decodable
e.g. The, go, no & to.
- ▶ Some are tricky to start off with but
become decodable once we have learnt the
harder phonemes e.g. out & there.

Reading Books

- ▶ Books will be sent out on a Monday and Friday.
- ▶ As part of our new phonics scheme, the children will also be allocated an online phonics book every Friday, helping them to consolidate what they have learnt in phonics that week. We encourage your child to read this book four times.

Pronouncing the Sounds

- ▶ <https://www.youtube.com/watch?v=UCI2mu7URBc>

Reading with your child at home...

Please encourage your child to:

- ▶ Talk about characters
- ▶ Talk about how it made them feel
- ▶ What they liked/didn't like
- ▶ What might happen next?
- ▶ Talk about new words and what they mean
- ▶ Talk about the layout of information texts

Please remember to comment in your child's reading record so we know it is ready to be changed.

Freddie The Bear

Our class bear - we use him in our circle time to encourage the children to take turns when talking.

? will also come home each weekend with a chosen child to spend the weekend with them.

They can go on adventures with you as a family.

Please encourage your child to take care of him.

He will come home on a Friday in his bag as well as an exercise book for you to record what he has done with you.

Please return him to school on Monday so that your child can share what has done.





Thank you for listening

We look forward to working with your child
this year.